

ACER PALMATUM

BOSTON IVY

EXPERT TIPS:

AUTUMN GLORY

AS ONE SEASONAL SHOW STOPS, ANOTHER ONE IS SET TO BLOOM... BUT ONLY IF YOU PLANT FOR IT. HERE'S HOW TO CREATE AN ALLURING AUTUMN GARDEN LANDSCAPE.

WORDS TAMMY HUYNH

WITH SUMMER DRAWING TO A CLOSE, it's only fitting that you herald the shift in the season with a change in the landscape. "The air is crisp and the days are shorter, but rather than see it as a time to retreat indoors, view it an opportunity," says horticulturist Angie Thomas of Yates. Autumn welcomes into your space the fiery hues of deciduous trees, as beautifully portrayed in this Rick Eckersley garden, and a rich palette of grasses and perennials, making the cooler season as dramatic and inviting as any other time of year. By entwining plants throughout your landscape, you'll find that the fading light of summer never looked so beautiful. >



GRAPE VINE

WISTERIA

EXPERT TIP
 Embrace leaf drop and fading flowerheads for stunning colour play. “The perfect autumn garden achieves a feeling of tranquillity and exploration, in a season that is often thought of as the most work to maintain,” says Kye Garrett of Into The Wild Gardens. Instead, he adds, “Make your falling leaves and browning flowers a point of contrast and colour.”




JAPANESE MAPLE


CONIFER

DWARF BAMBOO


“Autumn gardens can be a great way to help you look forward to the cooler change in the weather. They draw you out and encourage you to notice the softer light, the shorter days and the quietening of the season” ~ Nicola Cameron, Pepo Botanic Design



SEDUM 'AUTUMN JOY'



ECHINACEA




PIN OAK

MISCANTHUS

devise and design

“The most effective and striking autumn gardens are the ones that are researched and planned,” says Nicola Cameron, the founder of Pepo Botanic Designs. “Location, size, aspect and time spent in the garden are key considerations that will help refine the type of space that will work for you.” Also, know what your long-term goals are. “Do you want to meander through winding paths or is it a place to entertain?” asks Kye Garrett of Into The Wild Gardens. “If you’re unsure, pay a visit to public spaces or open gardens and take note of what you like and how it makes you feel.” By understanding your landscape and its purpose, you’ll be better equipped to make a decision about your plant choices. Then, the fun begins - experimenting with scale, colour, movement and scent to create the perfect landscape for the cooler months. >

PHOTOGRAPHY (OPPOSITE) PERNILLA BERGDAHL/JULRIKA GRONLUND/HOUSE OF PICTURES. (THIS PAGE, CLOCKWISE FROM TOP) MARK TURNER/GETTY IMAGES, SUE STUBBS, GETTY IMAGES, SUE STUBBS



CAREX



JAPANESE MAPLE

ECHINACEA



PURPLE LEAF CHERRY

WISTERIA

SEASONAL STUNNERS

FLOWERS
Japanese windflower, aster, sasanqua camellia, echinacea, salvia, hellebore

PERENNIALS
Miscanthus, fountain grass, Russian sage, *Sedum* 'Autumn Joy', kniphofia

TREES
Claret ash, Japanese maple, crepe myrtle, Chinese pistachio, ornamental pear

“Autumn is an ideal time to refresh the garden with gorgeous new plants. The soil is still warm enough for roots to grow and plants to establish before cool winter weather arrives” ~ Angie Thomas, Yates

decisions, decisions

Autumn plants look good year-round, so you're not limiting the look of your garden to one short season. Incorporate deciduous trees, such as crepe myrtles or maples; their rich hues and differing heights, forms and leaf shapes make them striking feature trees. "Sasanqua camellias start budding as the temperature drops and eventually open to reveal gorgeous blooms in colours ranging from dark pink to white," says Kye Garrett. "Plus, they double as great screening hedges or topiaries." If you're looking for colour in semi-shaded spots, plant Japanese windflower. "It's part of the reason why we love them - the flowers arrive in autumn on clusters of long stems and put on a glorious show when planted en masse," says Nicola Cameron. For drama, try ornamental grasses, as shown in the Rick Eckersley garden above. "They sway with the slightest breeze, adding movement and interest to a space," she says. Silvergrass (*Miscanthus*) and giant feather grass (*Stipa gigantea*) work well planted along walls and fences, while wispy grasses, such as fountain grass, can help to soften pathways or garden edges.

flair with care

Plants are stars in their own right, but it's their placement that will really make them stand out. "A simple mass planting of grasses, such as silvergrass with a background of claret ash (*fraxinus* 'Raywood'), will look striking in the soft autumn light," suggests Nicola. Don't be afraid to play with forms, textures and heights. "Sweeps of autumn perennials such as Russian sage, sedum 'Autumn Joy' and asters, together with grasses mixed in, can make for a colourful finale to the warmer months," adds Nicola. As the flowers fade and the leaves fall, make sure you give your plants a good prune, advises Kye. "By clipping them back into shape, you'll help thicken and toughen plants," he says. "It's one of the most productive contributions you can make to your plants' health." **HB**



SALVIA



HELLEBORE



SASANQUA CAMELLIA



SILVERGRASS

PHOTOGRAPHY (THIS PAGE, CLOCKWISE FROM TOP LEFT) ECKERSLEY GARDEN ARCHITECTURE, GAP PHOTOS/MODESTE HERWIG, GETTY IMAGES X 4. (OPPOSITE) AUBRIE PICK